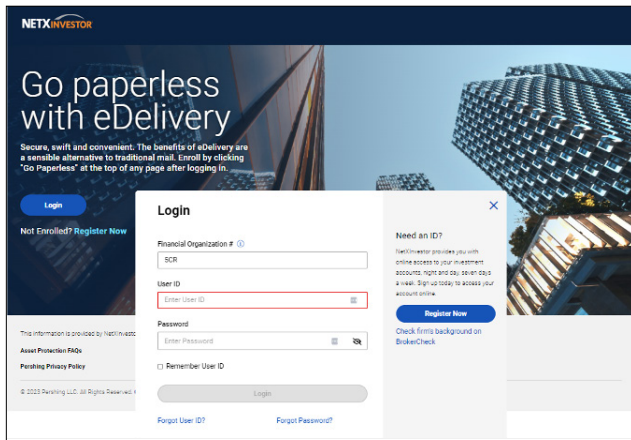


# NETXINVESTOR: HOW TO RETRIEVE A USER ID

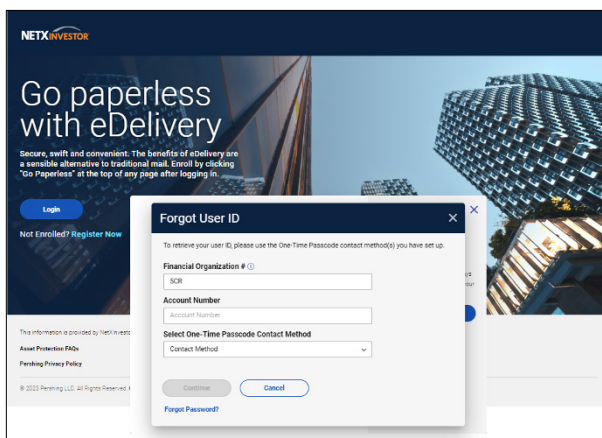
## How to Retrieve a User ID

Clients will be asked to provide the Financial organization #, Account Number, and the One-Time Passcode method of delivery.

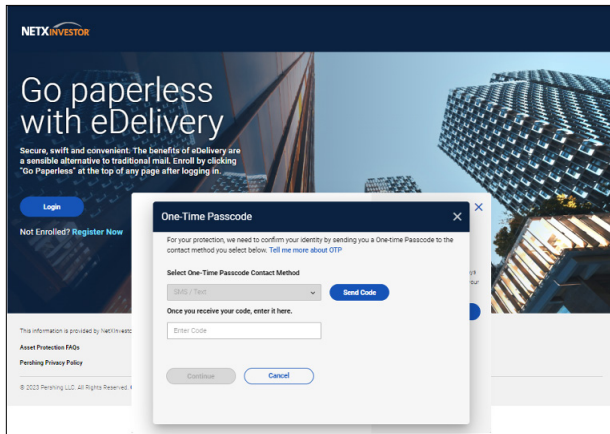
1. On the NetXInvestor Sign In page, select **Forgot User ID?**



2. Enter the Financial Organization #, Account Number, and the One-Time Passcode method of delivery and select **Continue**.



3. Select **Send Code** and enter the One-Time Passcode, then select **Continue**.



4. This screen will provide the User ID. Enter the password to login.

